



NEW

AUTOMATIC SAWING
**MAXIMUM EFFICIENCY
 AND COMFORT**

SOLMAT AUTO

With **AUTOMATIC** log carriage

Standard EN 1870-6 : 2017

- ♦ Log presence sensor for automatic sawing
- ♦ 5 m conveyor belt with individual sections
- ♦ Suitable for tractors from 35 HP upwards
- ♦ Cutting capacity : more than 7 steres/hr
- ♦ Log holding system while sawing
- ♦ No direct access to the saw blade
- ♦ Cutting length from 20 to 52 cm

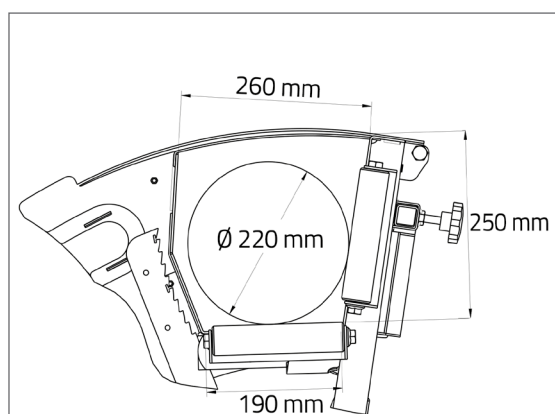


■ Conveyor 5 m


Telescopic conveyor with hydraulic tension and adjustable speed.



Cutting length 20 to 52 cm



Inside dimensions of the log carriage



Log presence sensor for automatic sawing

Solomat auto	SIT-700E*	SIT-700P**	SIT-700PE***
With automatic log carriage and fixed conveyor 5 m			
With automatic log carriage and pivoting conveyor 5 m			
Power supply	Elec. 400V / 7,5kW	PTO tractor	PTO tractor + Elec. 400 V
Ø Wood mini / maxi	50/220mm	50/220mm	50/220mm
Max. conveyor evacuation height 5m conveyor	3m	3m	3m
TCT blade Ø 700/30 x 5,0/4,0 mm, 42 teeth	Standard	Standard	Standard
Weight with 5 m pivoting conveyor (Kg)	650	735	795
TCT blade Ø 700 mm x 5,0/4,0 mm (LAM00039)			
Tachometer and hour counter (COM000400)			
PTO shaft Type 3 (CAR00001A)			

* Requires 400V with neutral

** Requires 12V

*** Requires 400V with neutral or 12V, depending on the chosen power supply



SEMI-AUTOMATIC SAWING

SOLMAT
with *HYDRAULIC* log carriage

Standard EN 1870-6 : 2017

- ♦ 5 m conveyor belt with individual sections
- ♦ Suitable for tractors from 35 HP upwards
- ♦ Cutting capacity : until 7 steres/hr
- ♦ Log holding system while sawing
- ♦ No direct access to the saw blade
- ♦ Cutting length from 20 to 52 cm

Conveyor 5 m (option : pivoting)

Log carriage speed regulation
(10 - 35 cuts / min)

Adjustable conveyor speed

The log carriage
is activated by a lever

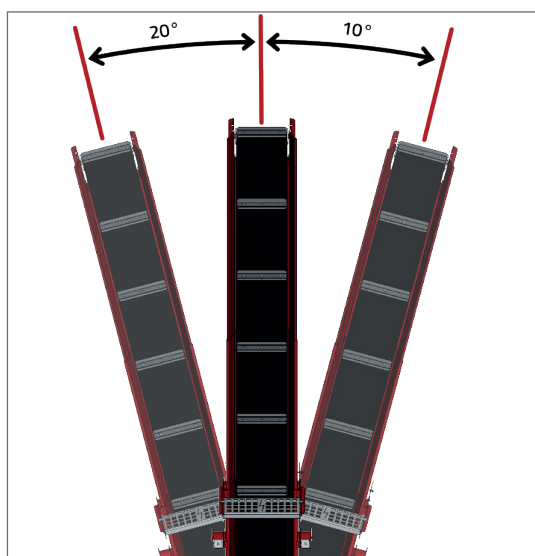


Wood disposal support

Loading assistance for fork lift

Conveyor 5 m

Telescopic conveyor with hydraulic tension and adjustable speed.



The conveyor orientation setting makes easy loading wood in a trailer.
Easy setting with central lever, that can be driven directly from operating place.



Valve and speed regulation for log carriage



Hydraulic log carriage system

Solomat	SIT-700E	SIT-700P	SIT-700PE
With hydraulic log carriage and fixed conveyor 5 m			
With hydraulic log carriage and pivoting conveyor 5 m			
Power supply	Elec. 400V / 7,5kW	PTO tractor	PTO tractor + Elec. 400 V
Ø Wood mini / maxi	50/220mm	50/220mm	50/220mm
Max. conveyor evacuation height 5m conveyor	3m	3m	3m
TCT blade Ø 700/30 x 5,0/4,0 mm, 42 teeth	Standard	Standard	Standard
Weight with 5 m pivoting conveyor (Kg)	595	675	735
KIT for converting a mechanical log carriage into a hydraulic log carriage*			
TCT blade Ø 700 mm x 5,0/4,0 mm (LAM00039)			
Tachometer and hour counter (COM000400)			
PTO shaft Type 3 (CAR00001A)			

* Specify model and serial number of the machine when ordering.



MANUAL SAWING

SOL[®]MAT
with *MECHANICAL* log carriage

Standard EN 1870-6 : 2017

- ♦ 5 m conveyor belt with individual sections
- ♦ Suitable for tractors from 35 HP upwards
- ♦ Cutting capacity : until 7 steres/hr
- ♦ Log holding system while sawing
- ♦ No direct access to the saw blade
- ♦ Cutting length from 20 to 52 cm




■ Conveyor 2 m

Telescopic conveyor with manual tension and adjustable speed.

■ Conveyor 5 m

Telescopic conveyor with hydraulic tension and adjustable speed.



Sawdust discharge pipe



Log grip system locks the wood while sawing

Solomat	SIT-700E	SIT-700P	SIT-700PE
With mechanical log carriage and fixed conveyor 2 m			
With mechanical log carriage and fixed conveyor 5 m			
With mechanical log carriage and pivoting conveyor 5 m			
Power supply	Elec. 400V / 7,5kW	PTO tractor	PTO tractor + Elec. 400V
Ø Wood mini / maxi	50/220mm	50/220mm	50/220mm
Max. conveyor evacuation height 2m conveyor / 5m conveyor	1,45/3m	1,45/3m	1,45/3m
TCT blade Ø 700/30 x 5,0/4,0 mm, 42 teeth	Standard	Standard	Standard
Weight with 2 m fixed conveyor (Kg)	530	575	635
Weight with 5 m pivoting conveyor (Kg)	559	670	730
TCT blade Ø 700 mm x 5,0/4,0 mm (LAM00039)			
Tachometer and hour counter (COM000400)			
PTO shaft Type 3 (CAR00001A)			
KIT for converting a mechanical log carriage into a hydraulic log carriage*			

* Specify model and serial number of the machine when ordering.